



WEBD 162

Class 03
Chapters 5 (from p76 to end)

1

Example HTML5 Web Page

```
<!DOCTYPE html>
```

```
<html lang="en">
```

accessibility

```
<head>
```

```
<meta charset="utf-8">
```

```
<title>Page Title Goes Here</title>
```

displays in tab

```
</head>
```

```
<body>
```

```
... body text and more HTML5 tags go here
```

```
</body>
```

```
</html>
```

content

2

Block / Inline Elements

Block

- ▶ Begins on a new line
- ▶ Some space is added on top and bottom

```
<p>there is content here</p>
```

Inline

- ▶ Goes with the flow of the content

```
<p>there is content <em>here</em></p>
```

Two-Sided / Empty Elements

Two-Sided

- ▶ Contain content or html elements
- ▶ Have opening and closing tag

```
<p>there is content here</p>
```

Empty

- ▶ Do not have text content
- ▶ Provide a directive to the browser
- ▶ Opening tag only

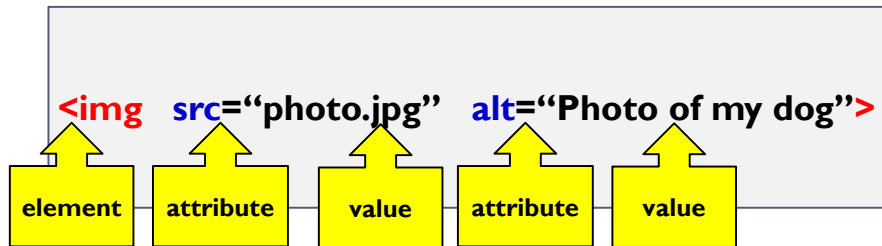
```
<img> <br> <meta> <hr>
```

```
<img /> <br /> <meta /> <hr />
```

4

HTML Attributes

- ▶ Instructions that clarify or modify an element
- ▶ Go inside the opening tag only



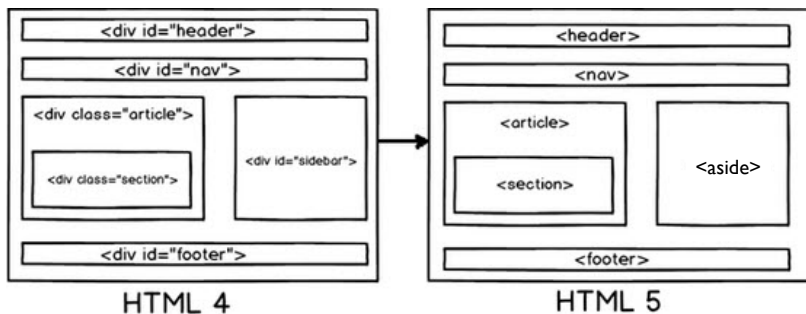
▶ 5

Semantic Markup

- ▶ Choose elements that provide a meaningful **description of the content**
- ▶ Choose elements that give **structure to the document**
- ▶ Elements should not be used for presentation

▶ 6

HTML5 vs HTML 4 Structural Elements

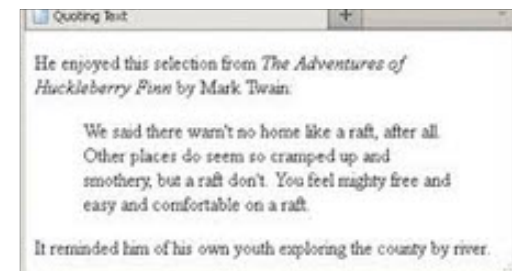


▶ 7

Blockquote HTML 4

`<blockquote> </blockquote>`

- ▶ Block level element
- ▶ Indents from right and left of parent container



▶ 8

Address HTML 4

`<address> </address>`

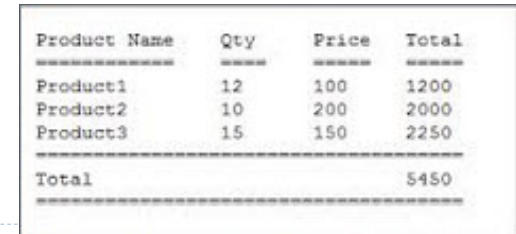
- ▶ Block level elements
- ▶ Used for address information
- ▶ Renders as italic

▶ 9

Pre HTML 4

`<pre> </pre>` (preformatted text)

- ▶ Block level element
- ▶ Preserves white space
- ▶ Renders text in a monospace font



| Product Name | Qty | Price | Total |
|--------------|-----|-------|-------|
| Product1 | 12 | 100 | 1200 |
| Product2 | 10 | 200 | 2000 |
| Product3 | 15 | 150 | 2250 |
| Total | | | 5450 |

▶ 10

Figure / figcaption **html5**

`<figure>`

`<figcaption> </figcaption>`

`</figure>`

- ▶ Block level elements
- ▶ Used for content that supports a concept in the content
- ▶ Image, video, text, table

▶ 11

Section **html5**

`<section> </section>`

- ▶ Block level elements
- ▶ Used to section the page, group related content
- ▶ Usually has a heading to identify the section

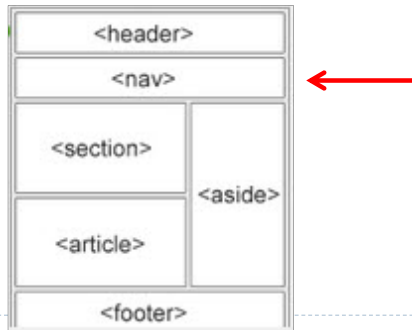


▶ 12

nav **html5**

`<nav> </nav>`

- ▶ Block level elements
- ▶ Used for navigation

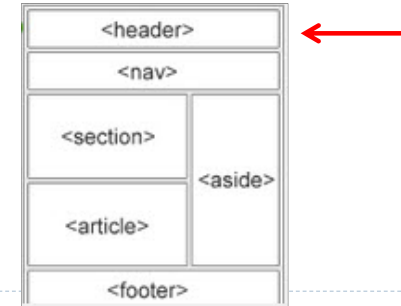


▶ 13

Header **html5**

`<header> </header>`

- ▶ Block level elements
- ▶ Used for introductory content that typically appears at the top of a page, section, article

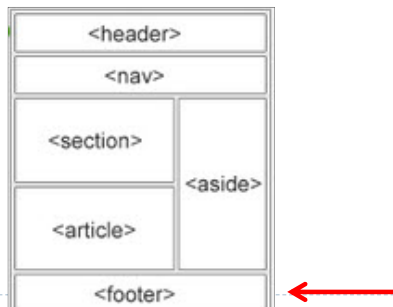


▶ 14

Footer **html5**

`<footer> </footer>`

- ▶ Block level elements
- ▶ Used for content that typically appears at the bottom of a page, section, article



▶ 15

Main **html5 newer element**

`<main> </main>`

- ▶ Block level elements
- ▶ Used for group a main section of the document



▶ 16

Article **html5**

<article> </article>

- ▶ Block level elements
- ▶ Used for stand alone content, syndicated content
- ▶ Can be part of a section, and vice versa



▶ 17

Article **html5**

<article> </article>

- ▶ Used for stand alone content, syndicated content
- ▶ Can be part of a section, and vice versa

```
<article>
  <header>
    <h1>More about WOFF</h1>
    <p>by Jennifer Robbins, <time datetime="11-11-2011"
      pubdate>November 11, 2011</time></p>
  </header>
  <p>...article content starts here.</p>
  <footer>
    <p><small>Copyright &copy;2012 Jennifer Robbins.</small></p>
    <nav>
      <ul>
        <li><a href="">Previous</a></li>
        <li><a href="">Next</a></li>
      </ul>
    </nav>
  </footer>
</article>
```

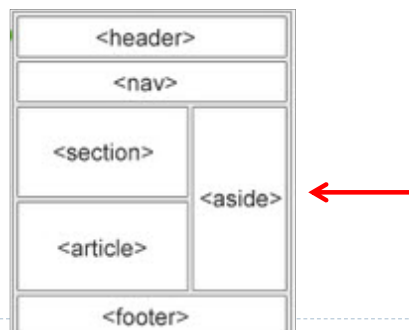
A red arrow points from the text 'Can be part of a section, and vice versa' to the opening <article> tag in the code snippet.

▶ 18

Aside **html5**

<aside> </aside>

- ▶ Block level elements
- ▶ Used for tangential, related content



▶ 19

hgroup **html5 - deprecated**

<hgroup> </hgroup>

- ▶ Block level elements
- ▶ Used for grouping 2 or more headings

```
<article>
  <hgroup>
    <h1>Title goes here</h1>
    <h2>Subtitle of article</h2>
  </hgroup>
  <p>Lorem Ipsum dolor set amet</p>
</article>
```

A red arrow points from the text 'Used for grouping 2 or more headings' to the opening <hgroup> tag in the code snippet.

▶ 20

HTML5 support for older browsers – pg 80

`<!--[if IE]>`

`<script src="http://html5shiv.googlecode.com/svn/trunk/html5.js">`
`</script>`

`<![endif]-->`

- Hosted on a Content Delivery Network (CDN)
- Goes in the `<head>` section after `<title>`

▶ 21

Text-level inline elements – pg 85

`` `` - emphasis
`<i>` `</i>`

`` `` - importance
`` ``

`<q>` `</q>` - short quotation

`<cite>` `</cite>` - citation

`<abbr>` `</abbr>` - abbreviation

`_{` `}` - subscript / `^{` `}` superscript

`<mark>` `</mark>` - highlighted text **html5**

▶ 22

Text-level inline elements – pg 85

```
<p><em>Matt</em> is very smart.</p>
<p>Matt is <em>very</em> smart.</p>
```

```
<p><em>Matt</em> is very smart.</p>
<p>Matt is <em>very</em> smart.</p>
```

Matt is very smart.

Matt is very smart.

When returning the car, drop the keys in the red box by the front desk.

▶ 23

Text-level inline elements – pg 93 / 95

`<bdo dir="rtl">` `</bdo>` bidirectional override
(language direction)

`<wbr>` - word break (where a long word will break if needed)
- one sided

`<div>` `</div>` - generic block level element

`` `` - generic inline element

▶ 24

Obsolete Elements– pg 86

| Element | Description |
|----------|---|
| acronym | Indicates an acronym (e.g., NASA); authors should use abbr instead |
| applet | Inserts a Java applet |
| basefont | Establishes default font settings for a document |
| big | Makes text slightly larger than default text size |
| center | Centers content horizontally |
| dir | Directory list (replaced by unordered lists) |
| font | Font face, color, and size |
| isindex | Inserts a search box |
| menu | Menu list (replaced by unordered lists; however, menu is now used to provide contextual menu commands) |
| strike | Strike-through text |
| tt | Teletype: displays in constant-width font |

▶ 25

id and class – pg 96

`<section id="news">` `<section>` - uniquely identify

`<section class="fancy">` `</section>` – describe
– metadata

Both are used to apply **CSS** and are called **selectors**

▶ 26

Special Characters

| Result | Description | Entity Name | Entity Number |
|--------|----------------------|-------------|---------------|
| | non-breaking space | | |
| < | less than | < | < |
| > | greater than | > | > |
| & | ampersand | & | & |
| ¢ | cent | ¢ | ¢ |
| £ | pound | £ | £ |
| ¥ | yen | ¥ | ¥ |
| € | euro | € | € |
| © | copyright | © | © |
| ® | registered trademark | ® | ® |

▶ 27

Favicon

16 x 16 image

`<link rel="shortcut icon" type="image/x-icon" href="favicon.ico">` - `<head>` section

www.favicon.cc



▶ 28